
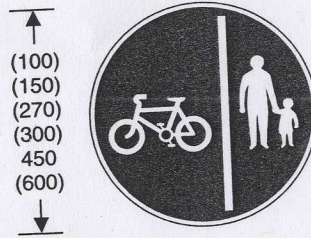


SCHEDULE 5 SIGNS FOR BUS, TRAM AND PEDAL CYCLE FACILITIES (contd.)




956
Route for use by pedal cycles and pedestrians only

Item	
1	Regulations: None
2	Directions: 7, 8, 11, 18(1), 18(5), 21(1)
3	Diagrams: 1003, 1023, 1049, 1057, 2602.3
4	Permitted variants: None
5	Illumination requirements: Schedule 17, items 3, 7



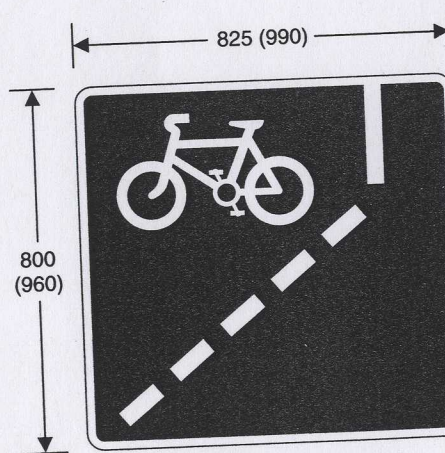
957
Route comprising two ways, separated by the marking shown in diagram 1049 or 1049.1 or by physical means, for use by pedal cycles only and by pedestrians only

Item	
1	Regulations: None
2	Directions: 7, 8, 11, 17, 18(1), 18(3), 18(5), 21(1), 33
3	Diagrams: 1003, 1023, 1049, 1049.1, 1057, 2602.3
4	Permitted variants: Symbols may be reversed in a mirror image
5	Illumination requirements: Schedule 17, items 3, 7



958
With-flow bus lane which pedal cycles and taxis may also use ahead

Item	
1	Regulations: 23, 24
2	Directions: 7, 17, 21(1)
3	Diagrams: 961, 1010
4	Permitted variants: The word "taxi" may be omitted. The local bus symbol may be varied to the bus symbol shown in diagram 960
5	Illumination requirements: Schedule 17, item 4



958.1
With-flow cycle lane ahead

Item	
1	Regulations: None
2	Directions: 7, 17, 21(1)
3	Diagrams: 961, 1009
4	Permitted variants: None
5	Illumination requirements: Schedule 17, item 4

SCHEDULE 5 SIGNS FOR BUS, TRAM AND PEDAL CYCLE FACILITIES (contd.)



964
End of bus lane

Item	
1	Regulations: 23
2	Directions: 7, 10(1), 18(3)
3	Diagrams: 1050
4	Permitted variants: None
5	Illumination requirements: Schedule 17, item 4




965
End of cycle lane, track or route

Item	
1	Regulations: None
2	Directions: 18(1)
3	Diagrams: 1057, 1058
4	Permitted variants: None
5	Illumination requirements: Schedule 17, item 9



966
Pedal cyclists to dismount at the end of,
or at a break in, a cycle lane, track or route

Item	
1	Regulations: None
2	Directions: None
3	Diagrams: None
4	Permitted variants: None
5	Illumination requirements: Schedule 17, item 9



967
Route recommended for pedal cycles
on the main carriageway of a road


Item	
1	Regulations: None
2	Directions: 18(1)
3	Diagrams: 1004, 1004.1, 1057
4	Permitted variants: None
5	Illumination requirements: Schedule 17, item 9

SCHEDULE 6 ROAD MARKINGS (contd.)




1057
Cycle lane, track or route

Item	
1	Regulations: None
2	Directions: 17, 18(1), 18(3), 18(5)
3	Diagrams: 955, 956, 957, 959.1, 960.1, 965, 967, 1001.2, 1003, 1004, 1004.1, 1023, 1049, 1049.1, 1058, 1059, 2601.2, 2602.2
4	Permitted variants: Schedule 16, item 28
5	Illumination requirements: Schedule 17, item 12



1058
End of cycle lane, track or route

Item	
1	Regulations: None
2	Directions: 18(1)
3	Diagrams: 965, 1049, 1049.1, 1057
4	Permitted variants: None
5	Illumination requirements: Schedule 17, item 12



1058.1
Pedal cycles should proceed with caution
because of potential danger ahead

Item	
1	Regulations: None
2	Directions: None
3	Diagrams: None
4	Permitted variants: None
5	Illumination requirements: Schedule 17, item 12